

REVISED BUDGET AS OF 12-31-2009

SCHOOL DISTRICT	DISTRICT CODE	10 General Fund
Aguilar School District Re-6	1620	FY2009-2010 Revised Budget
Budgeted Pupil Count	114.5	
BEGINNING FUND BALANCE (Includes ALL Reserves)	Object/ Source	749,712.00
REVENUES		
Local Sources	1000 - 1999	694,364.25
Intermediate Sources	2000 - 2999	0.00
State Sources	3000 - 3999	1,036,199.31
Federal Sources	4000 - 4999	205,980.00
TOTAL REVENUES		1,936,543.56
TOTAL BEGINNING FUND BALANCE & REVENUES		2,686,255.56
TOTAL ALLOCATIONS TO/FROM OTHER FUNDS	5600,5700, 5800	(63,262.00)
TRANSFERS TO/FROM OTHER FUNDS	5200 - 5300	0.00

Other Sources	5100,5400, 5500,5900, 5990, 5991	0.00
---------------	--	------

AVAILABLE BEGINNING FUND BALANCE & REVENUES (Plus or Minus (if Revenue) Allocations and Transfers)		2,622,993.56
---	--	--------------

EXPENDITURES

Instruction - Program 0010 to 2099

Salaries	0100	708,100.00
Employee Benefits	0200	175,606.00
	0300,0400,	
Purchased Services	0500	89,450.00
Supplies and Materials	0600	42,750.00
Property	0700	20,000.00
Other	0800, 0900	26,000.00

Total Instruction		1,061,906.00
--------------------------	--	--------------

Supporting Services

Students - Program 2100

Salaries	0100	0.00
Employee Benefits	0200	0.00
	0300,0400,	
Purchased Services	0500	0.00
Supplies and Materials	0600	0.00
Property	0700	0.00
Other	0800, 0900	0.00

Total Students		0.00
-----------------------	--	------

Instructional Staff - Program 2200

Salaries	0100	15,000.00
----------	------	-----------

Employee Benefits	0200	5,902.00
	0300,0400,	
Purchased Services	0500	0.00
Supplies and Materials	0600	250.00
Property	0700	0.00
Other	0800, 0900	0.00
Total Instructional Staff		21,152.00
General Administration - Program 2300		
Salaries	0100	104,216.00
Employee Benefits	0200	26,536.00
	0300,0400,	
Purchased Services	0500	26,000.00
Supplies and Materials	0600	2,800.00
Property	0700	0.00
Other	0800, 0900	0.00
Total School Administration		159,552.00
School Administration - Program 2400		
Salaries	0100	68,500.00
Employee Benefits	0200	17,579.00
	0300,0400,	
Purchased Services	0500	60,000.00
Supplies and Materials	0600	44,500.00
Property	0700	15,000.00
Other	0800, 0900	64,875.00
Total School Administration		270,454.00
Business Services - Program 2500		
Salaries	0100	44,918.00
Employee Benefits	0200	10,390.00
	0300,0400,	
Purchased Services	0500	19,500.00
Supplies and Materials	0600	11,000.00

Property	0700	1,000.00
Other	0800, 0900	3,000.00
Total Business Services		89,808.00
Operations and Maintenance - Program 2600		
Salaries	0100	54,229.68
Employee Benefits	0200	15,438.00
	0300,0400,	
Purchased Services	0500	217,400.00
Supplies and Materials	0600	94,000.00
Property	0700	0.00
Other	0800, 0900	3,000.00
Total Operations and Maintenance		384,067.68
Student Transportation - Program 2700		
Salaries	0100	28,500.00
Employee Benefits	0200	15,231.00
	0300,0400,	
Purchased Services	0500	18,098.00
Supplies and Materials	0600	29,000.00
Property	0700	0.00
Other	0800, 0900	250.00
Total Student Transportation		91,079.00
Central Support - Program 2800		
Salaries	0100	0.00
Employee Benefits	0200	0.00
	0300,0400	
Purchased Services	,0500	125,000.00
Supplies and Materials	0600	0.00
Property	0700	0.00
Other	0800, 0900	0.00
Total Central Support		125,000.00

Other Support - Program 2900

Salaries	0100	40,000.00
Employee Benefits	0200	6,000.00
	0300,0400	
Purchased Services	,0500	75,000.00
Supplies and Materials	0600	0.00
Property	0700	0.00
Other	0800, 0900	0.00
Total Other Support		121,000.00

Food Service Operations - Program 3100

Salaries	0100	0.00
Employee Benefits	0200	0.00
	0300,0400	
Purchased Services	,0500	0.00
Supplies and Materials	0600	0.00
Property	0700	0.00
Other	0800, 0900	0.00
Total Other Support		0.00

Enterprise Operatings - Program 3200

Salaries	0100	0.00
Employee Benefits	0200	0.00
	0300,0400	
Purchased Services	,0500	0.00
Supplies and Materials	0600	0.00
Property	0700	0.00
Other	0800, 0900	0.00
Total Enterprise Operations		0.00

Community Services - Program 3300

Salaries	0100	0.00
Employee Benefits	0200	0.00
	0300,0400	
Purchased Services	,0500	0.00

Supplies and Materials	0600	0.00
Property	0700	0.00
Other	0800, 0900	0.00
Total Community Services		0.00
Education for Adults - Program 3400		
Salaries	0100	0.00
Employee Benefits	0200	0.00
	0300,0400	
Purchased Services	,0500	0.00
Supplies and Materials	0600	0.00
Property	0700	0.00
Other	0800, 0900	0.00
Total Education for Adults Services		0.00
Total Supporting Services		1,262,112.68
Property - Program 4000		
Salaries	0100	0.00
Employee Benefits	0200	0.00
	0300,0400	
Purchased Services	,0500	0.00
Supplies and Materials	0600	0.00
Property	0700	0.00
Other	0800, 0900	0.00
Total Property		0.00
Other Uses - Program 5000s - including Transfers Out and/or Allocations Out as an expenditure		
Salaries	0100	
Employee Benefits	0200	
	0300,0400	
Purchased Services	,0500	
Supplies and Materials	0600	

Property	0700	
Other	0800, 0900	138,775.00
Total Other Uses		138,775.00
TOTAL EXPENDITURES		2,462,793.68
RESERVES		
Other Reserved Fund Balance -		
Program 9900	0840	100,000.00
Reserve for Encumbrance: 9400	0840	0.00
Reserved Fund Balance - Program		
9100	0840	0.00
Reserve for TABOR 3% - Program 9310	0840	60,200.00
Res. for TABOR - Multi-Year		
Obligations Program 9320	0840	0.00
TOTAL RESERVES		160,200.00
TOTAL EXPENDITURES & RESERVES		2,622,993.68
NON-APPROPRIATED RESERVE -		
Program 9200		0.00
TOTAL AVAILABLE BEGINNING FUND		
BALANCE & REVENUES LESS TOTAL		
EXPENDITURES & RESERVES LESS		
NON-APPROPRIATED RESERVES		
(Should Equal Zero (0))		(0.12)

11 Charter School Fund	18 Insurance Reserve / Risk- Management	19 Preschool and Kindergarten
FY2009-2010 Revised Budget	FY2009-2010 Revised Budget	FY2009-2010 Revised Budget
0.00	0.00	0.00
0.00	0.00	0.00
0.00	0.00	0.00
0.00	0.00	0.00
0.00	0.00	0.00
0.00	0.00	0.00
0.00	0.00	63,262.00
0.00	0.00	0.00

0.00	0.00	0.00
0.00	0.00	63,262.00
0.00		44,066.00
0.00		13,914.00
0.00		1,532.00
0.00		3,000.00
0.00		750.00
0.00		0.00
0.00	0.00	63,262.00
		PROGRAM 2100-3300
0.00		0.00
0.00		0.00
0.00		0.00
0.00		0.00
0.00		0.00
0.00	0.00	0.00
0.00		

0.00			
0.00			
0.00			
0.00			
0.00			
0.00	0.00	0.00	0.00
0.00			
0.00			
0.00			
0.00			
0.00			
0.00	0.00	0.00	0.00
0.00			
0.00			
0.00			
0.00			
0.00	0.00	0.00	0.00
0.00			
0.00			
0.00			
0.00			

0.00		
0.00		
0.00	0.00	0.00
0.00		
0.00		
0.00	0.00	
0.00		
0.00	0.00	
0.00	0.00	0.00
0.00		
0.00		
0.00	0.00	
0.00		
0.00		
0.00	0.00	0.00
0.00		
0.00		
0.00		
0.00	0.00	
0.00		
0.00		
0.00	0.00	0.00

0.00

0.00

0.00

0.00

0.00

0.00

0.00

0.00

0.00

0.00

0.00

0.00

0.00

0.00

0.00

0.00

0.00

0.00

0.00

0.00

0.00

0.00

0.00

0.00

0.00

0.00

0.00

0.00

0.00

0.00

0.00

0.00

0.00

0.00

0.00

0.00

0.00

0.00

0.00

0.00

0.00

0.00

0.00

0.00

0.00

0.00

0.00

0.00

0.00

0.00

0.00

0.00

0.00

0.00

0.00

0.00

0.00

0.00

<i>0.00</i>	<i>0.00</i>	<i>0.00</i>
<i>0.00</i>	<i>0.00</i>	<i>0.00</i>
<i>0.00</i>	<i>0.00</i>	<i>63,262.00</i>
<i>0.00</i>	<i>0.00</i>	<i>0.00</i>
<i>0.00</i>	<i>0.00</i>	<i>0.00</i>
<i>0.00</i>	<i>0.00</i>	<i>0.00</i>
<i>0.00</i>	<i>0.00</i>	<i>0.00</i>
<i>0.00</i>	<i>0.00</i>	<i>0.00</i>
<i>0.00</i>	<i>0.00</i>	<i>0.00</i>
<i>0.00</i>	<i>0.00</i>	<i>63,262.00</i>
<i>0.00</i>	<i>0.00</i>	<i>0.00</i>
<i>0.00</i>	<i>0.00</i>	<i>0.00</i>

20 ARRA (Federal Stimulus Funding) Grants Fund	21 Capital Reserve	22 Governmental Designated Grants Fund
FY2009-2010 Revised Budget	FY2009-2010 Revised Budget	FY2009-2010 Revised Budget
0.00	27,575.03	0.00
0.00	0.00	0.00
0.00	0.00	0.00
0.00	0.00	0.00
0.00	0.00	0.00
0.00	27,575.03	0.00
0.00	0.00	0.00
0.00	75,000.00	0.00

	0.00	0.00	0.00
	0.00	102,575.03	0.00
TOTAL Local, State, Federal Expenditures			TOTAL Local, State, Federal Expenditures
	0.00		0.00
		0.00	
		0.00	
	0.00	0.00	0.00
		PROGRAMS 2100-4000	
		0.00	
		84,560.02	
		0.00	
	0.00	84,560.02	0.00

The image displays a 3x3 grid structure. It features three vertical dark red lines that serve as column dividers. Three horizontal gray bars, each with a thin black border, act as row dividers. The grid is composed of nine rectangular cells. Each cell contains the numerical value "0.00" centered within it. The overall layout is clean and minimalist, with a white background.

0.00	0.00	0.00
0.00	0.00	0.00
0.00	0.00	0.00

The image displays a 4x3 grid of cells. Each cell is defined by a dark red vertical line on its right side and a gray horizontal bar at its bottom. The text '0.00' is centered within each cell. The grid is composed of four rows and three columns.

0.00	0.00	0.00
0.00	0.00	0.00
0.00	0.00	0.00
0.00	0.00	0.00

The image displays a 3x3 grid structure. It features three vertical dark red lines that serve as column dividers. Three horizontal gray bars, each with a black border, act as row dividers. The grid is composed of nine rectangular cells. Each cell contains the numerical value "0.00" centered within it. The overall layout is clean and minimalist, with a white background.

0.00	0.00	0.00
0.00	0.00	0.00
0.00	0.00	0.00

0.00	0.00	0.00
0.00	0.00	0.00
0.00	84,560.02	0.00
0.00	0.00	0.00

		18,015.00	
0.00		18,015.00	0.00
0.00		102,575.02	0.00
0.00		0.00	0.00
0.00		0.00	0.00
0.00		0.00	0.00
0.00		0.00	0.00
0.00		0.00	0.00
0.00		102,575.02	0.00
0.00		0.00	0.00
0.00		0.01	0.00

23 Pupil Activity	24 Full-Day Kindergarten Mill Levy Override	25 Transportation
FY2009-2010 Revised Budget	FY2009-2010 Revised Budget	FY2009-2010 Revised Budget
0.00	0.00	0.00
0.00	0.00	0.00
0.00		
0.00	0.00	0.00
0.00		
0.00		
0.00	0.00	0.00
0.00		
0.00		
0.00		
0.00		
0.00	0.00	0.00
0.00		
0.00		
0.00		
0.00		
0.00	0.00	0.00
0.00		
0.00		
0.00		
0.00	0.00	0.00
0.00		
0.00		
0.00		
0.00		
0.00		
0.00		
0.00		
0.00	0.00	0.00

0.00

0.00

0.00

0.00

0.00

0.00

Programs 0010-4000

0.00

0.00

0.00

0.00

0.00

0.00

0.00

0.00

0.00

0.00

0.00

0.00

0.00

0.00

0.00

Programs 2100-3400

0.00

0.00

0.00

0.00

0.00

0.00

0.00

Programs 2100-4000

0.00

0.00

0.00


0.00

0.00


0.00

0.00

0.00



0.00	0.00	0.00
0.00	0.00	0.00
0.00	0.00	0.00
0.00	0.00	0.00



0.00	0.00	0.00
0.00	0.00	0.00
0.00	0.00	0.00

(26-29) Other Special Revenue	30 Debt Service Fund	31 Bond Redemption
FY2009-2010 Revised Budget	FY2009-2010 Revised Budget	FY2009-2010 Revised Budget
	See Fund 31	
0.00	0.00	80,530.85
0.00	0.00	73,618.00
	0.00	0.00
0.00	0.00	
0.00	0.00	
0.00	0.00	73,618.00
0.00	0.00	154,148.85
	0.00	
0.00	0.00	0.00

0.00

0.00

0.00

0.00

0.00

154,148.85

0.00

0.00

0.00

0.00

0.00

0.00

0.00

0.00

0.00

PROGRAM 2100-3300

0.00

0.00

0.00

0.00

0.00

0.00

0.00

0.00

0.00

The image displays a 3x3 grid structure. It features three vertical dark red lines and three horizontal gray bars. Each horizontal bar spans across the three columns and contains the text "0.00" centered within each of the three segments created by the vertical lines. The text is in a black, italicized font.

0.00	0.00	0.00
0.00	0.00	0.00
0.00	0.00	0.00

The image displays a 4x3 grid of cells. Each cell contains the text "0.00". The grid is defined by three vertical dark red lines and four horizontal gray bars. The text "0.00" is centered within each cell.

0.00	0.00	0.00
0.00	0.00	0.00
0.00	0.00	0.00
0.00	0.00	0.00

The image displays a 3x3 grid structure. It features three vertical dark red lines and three horizontal gray bars. Each horizontal bar spans across the three columns and contains the text "0.00" centered in each of the three segments. The vertical lines are positioned at the boundaries of the columns, and the horizontal bars are positioned at the boundaries of the rows.

0.00	0.00	0.00
0.00	0.00	0.00
0.00	0.00	0.00

0.00	0.00	0.00
0.00	0.00	0.00
0.00	0.00	0.00

0.00		38,073.00
0.00	0.00	38,073.00
0.00	0.00	38,073.00
0.00		81,076.00
0.00		0.00
0.00		35,000.00
0.00		0.00
0.00	0.00	116,076.00
0.00	0.00	154,149.00
0.00	0.00	0.00
0.00	0.00	(0.15)

41 Building Fund	42 Special Building & Technology	43 Capital Reserve Capital Projects
FY2009-2010 Revised Budget	FY2009-2010 Revised Budget	FY2009-2010 Revised Budget
0.00	0.00	0.00
0.00	0.00	0.00
0.00		0.00
0.00		0.00
0.00		0.00
0.00	0.00	0.00
0.00		0.00
0.00	0.00	0.00

0.00	0.00	0.00
0.00	0.00	0.00
	PROGRAMS 0010-9900	PROGRAMS 0010-2099
	0.00	0.00
		0.00
	0.00	0.00
	0.00	0.00
	0.00	0.00
	0.00	0.00
0.00	0.00	0.00
		PROGRAMS 2100-4000
		0.00
		0.00
		0.00
		0.00
		0.00
0.00	0.00	0.00

The image displays a 3x3 grid structure. It features three vertical dark red lines and three horizontal gray bars. Each horizontal bar is positioned between two vertical lines and contains the text "0.00" centered within its segments. The grid is composed of the following elements:

- Three vertical dark red lines.
- Three horizontal gray bars, each containing the value "0.00" in three segments.

0.00	0.00	0.00
0.00	0.00	0.00
0.00	0.00	0.00

The image displays a 4x3 grid of cells. Each cell contains the numerical value "0.00". The grid is defined by four horizontal black lines and three thick vertical dark red lines. The vertical lines are positioned at approximately one-third, two-thirds, and three-quarters of the width from the left edge. The horizontal lines are spaced evenly, creating four rows. The cells are shaded light gray, and the text "0.00" is centered within each cell.

0.00	0.00	0.00
0.00	0.00	0.00
0.00	0.00	0.00
0.00	0.00	0.00

The image displays a 3x3 grid structure. It features three vertical dark red lines and three horizontal gray bars. Each horizontal bar spans across the three columns and contains the text "0.00" centered within each of the three columns. The vertical lines are positioned at the boundaries of the columns, and the horizontal bars are positioned at the boundaries of the rows.

0.00	0.00	0.00
0.00	0.00	0.00
0.00	0.00	0.00

0.00	0.00	0.00
0.00	0.00	0.00
0.00	0.00	0.00
0.00		
0.00	0.00	0.00

			0.00
0.00		0.00	0.00
0.00		0.00	0.00
0.00		0.00	0.00
0.00		0.00	0.00
0.00		0.00	0.00
0.00		0.00	0.00
0.00		0.00	0.00
0.00		0.00	0.00
0.00		0.00	0.00
0.00		0.00	0.00
0.00		0.00	0.00

<p style="text-align: center;">50 Enterprise Funds</p>	<p style="text-align: center;">51 Food Service</p>	<p style="text-align: center;">60 Internal Service</p>
<p style="text-align: center;">FY2009-2010 Revised Budget</p>	<p style="text-align: center;">FY2009-2010 Revised Budget</p>	<p style="text-align: center;">FY2009-2010 Revised Budget</p>
<p style="text-align: right;">0.00</p>	<p style="text-align: right;">54,287.64</p>	<p style="text-align: right;">0.00</p>
<p style="text-align: right;">0.00</p>	<p style="text-align: right;">49,600.00</p>	<p style="text-align: right;">0.00</p>
	<p style="text-align: right;">1,050.00</p>	
	<p style="text-align: right;">0.00</p>	
<p style="text-align: right;">0.00</p>	<p style="text-align: right;">50,650.00</p>	<p style="text-align: right;">0.00</p>
<p style="text-align: right;">0.00</p>	<p style="text-align: right;">104,937.64</p>	<p style="text-align: right;">0.00</p>
<p style="text-align: right;">0.00</p>	<p style="text-align: right;">60,000.00</p>	<p style="text-align: right;">0.00</p>

0.00	4,500.00	0.00
0.00	169,437.64	0.00
PROGRAMS 0010-9900		PROGRAMS 0010-9900
0.00		0.00
0.00		0.00
0.00		0.00
0.00		0.00
0.00		0.00
0.00	0.00	0.00
0.00	0.00	0.00



The image displays a 4x3 grid structure. It features three vertical dark red lines that divide the space into three columns. Four horizontal gray bars, each with a black border, span the width of the grid, creating four rows. The intersection of these lines and bars forms a grid of 12 cells. Each cell contains the numerical value "0.00" centered within it.

0.00	0.00	0.00
0.00	0.00	0.00
0.00	0.00	0.00
0.00	0.00	0.00

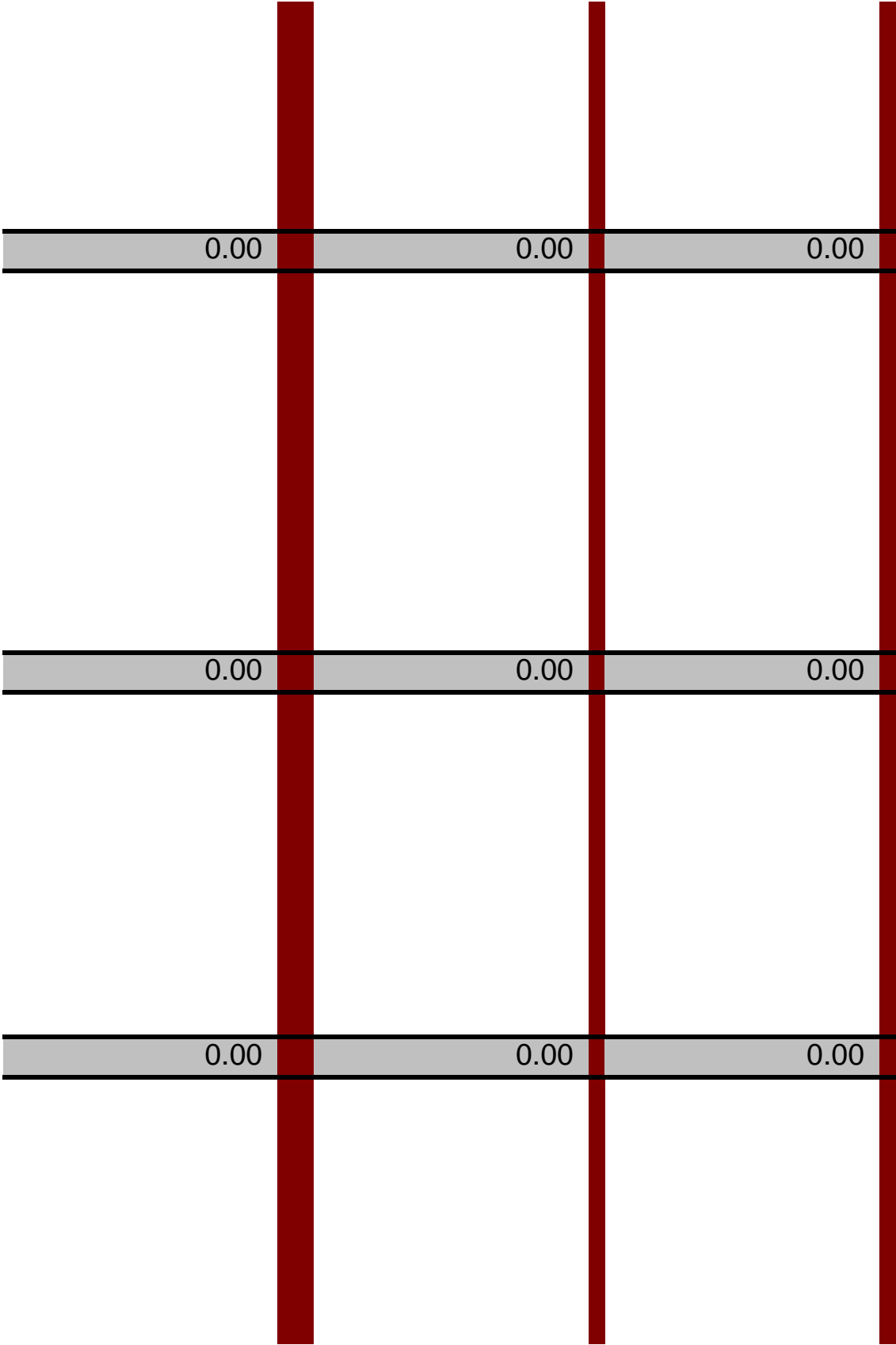
0.00	0.00	0.00
	46,713.66	
	16,448.00	
	3,000.00	
	63,878.00	
	6,000.00	
	0.00	
0.00	136,039.66	0.00
0.00	0.00	0.00

0.00	0.00	0.00
0.00	0.00	0.00
0.00	136,039.66	0.00
0.00	0.00	0.00

0.00	0.00	0.00
0.00	136,039.66	0.00
0.00	33,398.00	0.00
0.00	0.00	0.00
0.00	0.00	0.00
0.00	0.00	0.00
0.00	0.00	0.00
0.00	33,398.00	0.00
0.00	169,437.66	0.00
0.00	0.00	0.00
0.00	(0.02)	0.00

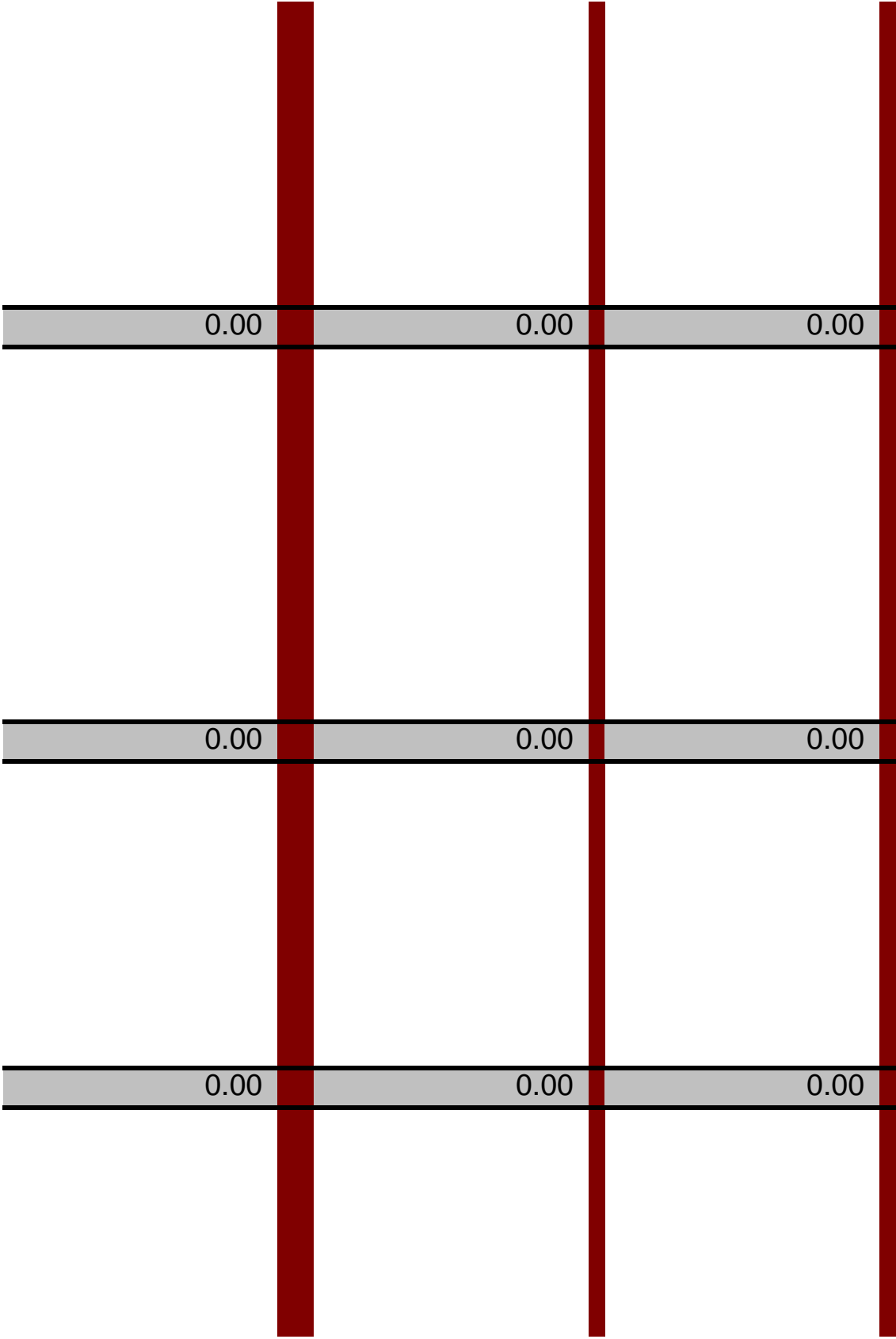
63 Risk-Related Activity	64 Risk Related Activity	Fiduciary: Trust and Other Agency Funds: 70, 72, 73, 75-78
FY2009-2010 Revised Budget	FY2009-2010 Revised Budget	FY2009-2010 Revised Budget
See Fund 64		
0.00	0.00	0.00
0.00	0.00	0.00
0.00		
0.00		
0.00		
0.00	0.00	0.00
0.00	0.00	0.00
0.00		
0.00	0.00	0.00

0.00	0.00	0.00
0.00	0.00	0.00
	PROGRAMS 0010-9900	PROGRAMS 0010-2099
	0.00	0.00
	0.00	0.00
	0.00	0.00
	0.00	0.00
	0.00	0.00
0.00	0.00	0.00
		PROGRAMS 2100-3400
		0.00
		0.00
		0.00
		0.00
		0.00
0.00	0.00	0.00



The image displays a 4x3 grid structure. It features three vertical dark red lines that divide the space into four columns. Four horizontal gray bars, each with a black border, span across the three columns between the vertical lines. Each of the 12 cells formed by these lines and bars contains the numerical value "0.00".

0.00	0.00	0.00
0.00	0.00	0.00
0.00	0.00	0.00
0.00	0.00	0.00





0.00	0.00	0.00
0.00	0.00	0.00
	0.00	0.00
	0.00	0.00
	0.00	0.00
	0.00	0.00
0.00	0.00	0.00
0.00	0.00	0.00
0.00	0.00	0.00
0.00	0.00	0.00

72 Private-Purpose Trust	73 Agency	74 Pupil Activity Agency
FY2009-2010 Revised Budget	FY2009-2010 Revised Budget	FY2009-2010 Revised Budget
See Fund 70	See Fund 70	
0.00	0.00	14,371.95
0.00	0.00	0.00
0.00	0.00	
0.00	0.00	
0.00	0.00	
0.00	0.00	
0.00	0.00	0.00
0.00	0.00	14,371.95
0.00	0.00	
0.00	0.00	3,775.00

0.00	0.00	0.00
0.00	0.00	18,146.95
		PROGRAMS 0010-2099
		0.00
		0.00
		3,775.00
		53,120.00
		0.00
		0.00
0.00	0.00	56,895.00
		PROGRAMS 2100-3400
		0.00
		0.00
		0.00
		0.00
		0.00
0.00	0.00	0.00



The image displays a 4x3 grid of cells. Each cell contains the numerical value "0.00". The grid is defined by three vertical dark red lines and four horizontal black lines. The cells are filled with a light gray color, and the text "0.00" is centered within each cell.

0.00	0.00	0.00
0.00	0.00	0.00
0.00	0.00	0.00
0.00	0.00	0.00

The image displays a 3x3 grid structure. It features three vertical dark red lines and three horizontal gray bars. Each horizontal bar spans across the three columns and contains the text '0.00' centered in each of the three segments. The vertical lines are positioned at the boundaries of the columns, and the horizontal bars are positioned at the boundaries of the rows.

0.00	0.00	0.00
0.00	0.00	0.00
0.00	0.00	0.00

0.00	0.00	0.00
------	------	------

0.00	0.00	0.00
------	------	------

0.00	0.00	0.00
------	------	------

0.00	0.00	0.00
------	------	------

0.00	0.00	0.00
0.00	0.00	56,895.00
		0.00
		0.00
		0.00
		0.00
0.00	0.00	0.00
0.00	0.00	56,895.00
0.00	0.00	0.00
0.00	0.00	(38,748.05)

85 Foundations	Component Units	TOTAL
FY2009-2010 Revised Budget	FY2009-2010 Revised Budget	FY2009-2010 Revised Budget
0.00	0.00	926,477.47
0.00	0.00	817,582.25
		0.00
		1,037,249.31
		205,980.00
0.00	0.00	2,060,811.56
0.00	0.00	2,987,289.03
		0.00
0.00	0.00	138,775.00

0.00	0.00	4,500.00
0.00	0.00	3,130,564.03
PROGRAMS 0010-2099	PROGRAMS 0010-4000	
0.00	0.00	752,166.00
0.00		189,520.00
0.00		94,757.00
0.00		98,870.00
0.00		20,750.00
0.00		26,000.00
0.00	0.00	1,182,063.00
PROGRAMS 2100-3400		
0.00		0.00
0.00		0.00
0.00		0.00
0.00		0.00
0.00		84,560.02
0.00		0.00
0.00	0.00	84,560.02
		15,000.00

		5,902.00
		0.00
		250.00
		0.00
		0.00
0.00	0.00	21,152.00
		104,216.00
		26,536.00
		26,000.00
		2,800.00
		0.00
		0.00
0.00	0.00	159,552.00
		68,500.00
		17,579.00
		60,000.00
		44,500.00
		15,000.00
		64,875.00
0.00	0.00	270,454.00
		44,918.00
		10,390.00
		19,500.00
		11,000.00

			1,000.00
			3,000.00
0.00	0.00		89,808.00
			54,229.68
			15,438.00
			217,400.00
			94,000.00
			0.00
			3,000.00
0.00	0.00		384,067.68
			28,500.00
			15,231.00
			18,098.00
			29,000.00
			0.00
			250.00
0.00	0.00		91,079.00
			0.00
			0.00
			125,000.00
			0.00
			0.00
			0.00
0.00	0.00		125,000.00

40,000.00
6,000.00

75,000.00
0.00
0.00
0.00

0.00	0.00	121,000.00
------	------	------------

46,713.66
16,448.00

3,000.00
63,878.00
6,000.00
0.00

0.00	0.00	136,039.66
------	------	------------

0.00
0.00

0.00
0.00
0.00
0.00

0.00	0.00	0.00
------	------	------

0.00
0.00

0.00

			0.00
			0.00
			0.00
0.00	0.00		0.00
			0.00
			0.00
			0.00
			0.00
0.00	0.00		0.00
0.00	0.00	1,482,712.36	
			0.00
			0.00
			0.00
			0.00
0.00	0.00		0.00
			0.00
			0.00
			0.00
			0.00

			0.00
			194,863.00
0.00	0.00		194,863.00
0.00	0.00		2,859,638.36
0.00	0.00		214,474.00
0.00			0.00
0.00			35,000.00
			60,200.00
0.00			0.00
0.00	0.00		309,674.00
0.00	0.00		3,169,312.36
0.00	0.00		0.00
0.00	0.00		(38,748.33)